

# Louisiana Senate Finance Committee



## FY27 Executive Budget

### 01 – Executive Department 124 – Louisiana Stadium and Exposition District

February 2026

*Senator Cameron Henry, President*  
*Senator Glen Womack, Chairman*





# FY27 Executive Budget

## Schedule 01 — Executive Department Agencies

### Executive Department

Management and  
Regulatory Agencies  
Supporting the  
Executive Branch of  
State Government

Executive Office	01-100 EXEC
Office of Indian Affairs	01-101 OIA
State Inspector General	01-102 SIG
Mental Health Advocacy Service	01-103 MHAS
Louisiana Tax Commission	01-106 LTC
Division of Administration	01-107 DOA
Coastal Protection and Restoration Authority	01-109 CPRA
Military Affairs	01-112 MILI
Office of the State Public Defender	01-116 LPDB
La. Stadium and Exposition District	01-124 LSED
La. Commission on Law Enforcement	01-129 LCLE
Office of Elderly Affairs	01-133 OEA
La. State Racing Commission	01-254 LSRC
Office of Financial Institutions	01-255 OFI



# 01-124 Louisiana Stadium and Exposition District (LSED)

The Louisiana Stadium and Exposition District (LSED) is a political subdivision of the state. It is governed by a 7-member Board appointed by the Governor. It has ownership of and jurisdictional authority over the facilities shown in this presentation. The Board contracts with ASM Global to provide for the operation of:


## **Caesars Superdome Smoothie King Center**

(Both owned by LSED and leased to the State)

## **Champions Square**

(leased to LSED by Zelia/Benson)

- **New Orleans Saints Training Facility**
  - **TPC Louisiana Golf Course**
- **Shrine on Airline (Baseball Stadium)**
  - **Alario Event Center**



In addition to operating expenses for the facilities, the LSED budget includes required payments in accordance with agreements with the Saints and Pelicans sports teams.





# 01-124 Louisiana Stadium and Exposition District Caesars Superdome and Smoothie King Center



- Caesars Entertainment and the Saints signed a new 20-year, \$138-million deal for naming rights for the Superdome in July 2021.
- The contract was approved by JLCB that month and began in August 2021.
- The deal breaks down to \$6.9 million annually.



- Opened in October 1999 at a cost of \$112 million, including site clearance and preparation.
- It was renovated in 2013 at a cost of \$34 million.
- The Center has flexible seating for up to 17,500 people.





# 01-124 Louisiana Stadium and Exposition District Champions Square



Champions Square is a redeveloped four-block urban site adjacent to the Superdome used as an outdoor event space.







# 01-124 Louisiana Stadium and Exposition District

## Other Facilities under LSED


**Saints Training Facility**



**TPC Louisiana Golf Course**



**Shrine on Airline  
(formerly Zephyr Field)**



**Alario Event Center**

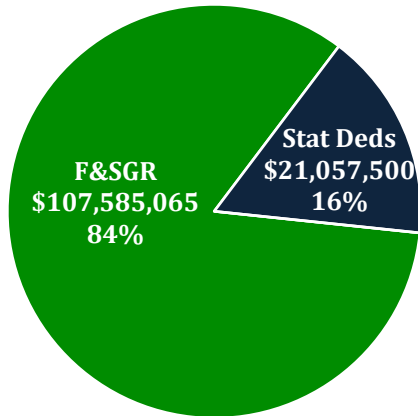




# 01-124 La. Stadium and Exposition District FY27 Executive Budget Recommendations

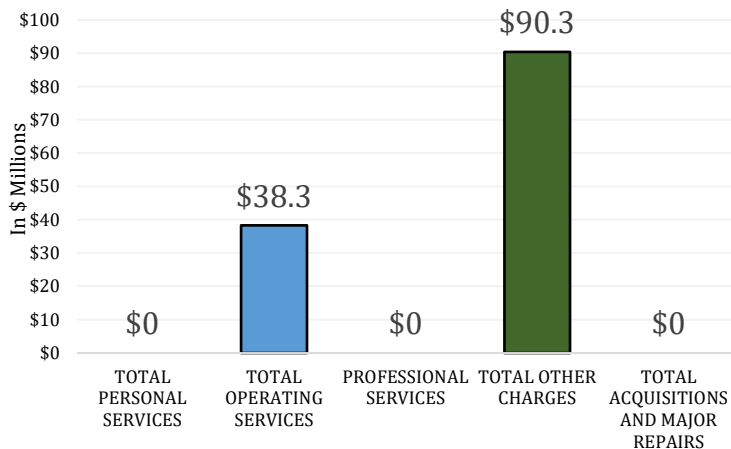
**Total FY27 Recommended Budget = \$128,642,565 and 0 authorized positions**

## FY27 Recommended Means of Financing



Three-year Budget Comparison	FY25 Actual	FY26 EOB as of 12-1-25	FY27 Recommended	Difference FY27 Recommended vs. FY26 EOB
Total Means of Finance	\$ 172,764,181	\$ 126,358,035	\$ 128,642,565	\$2,284,530
Authorized Positions	-	-	-	-

## FY27 Recommended Expenditures



## FY27 Significant Adjustments

Significant adjustments include:

- An increase of \$3.1 million to fully fund operating expenses for LSED facilities;
- A reduction of **(\$830,138)** to align with projected payments to the Office of Risk Management premiums; and
- A realignment of \$41,500 in various dedicated funds to fund contractual obligations with the Saints and Pelicans and to align with the most recent adopted REC forecast.



# 01-124 Louisiana Stadium and Exposition District

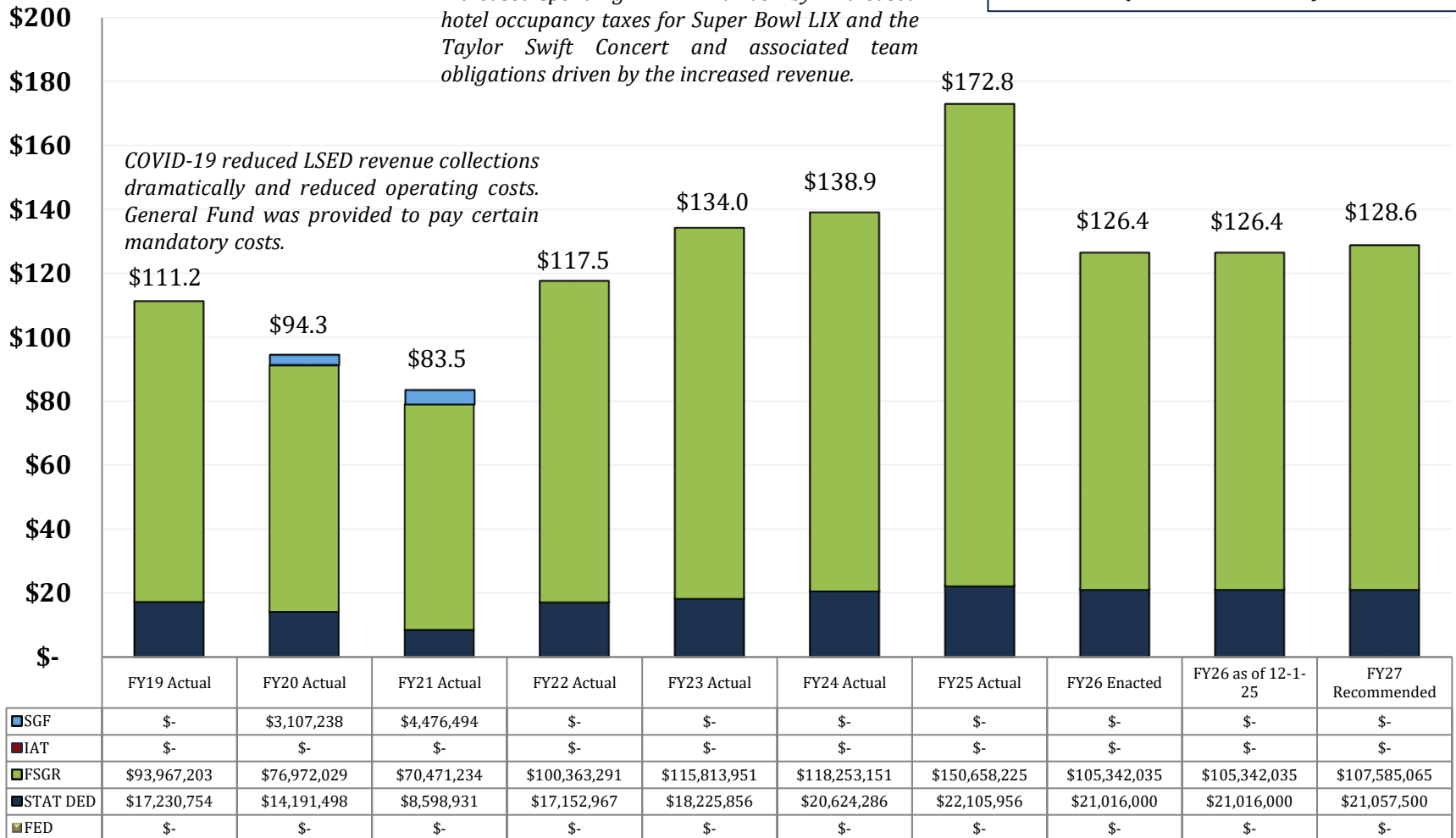
## Changes in Funding since FY19

### Total Budget by Fiscal Year and Means of Finance (in \$ millions)

*Increased spending in FY25 driven by increased hotel occupancy taxes for Super Bowl LIX and the Taylor Swift Concert and associated team obligations driven by the increased revenue.*

*COVID-19 reduced LSED revenue collections dramatically and reduced operating costs. General Fund was provided to pay certain mandatory costs.*

Change from FY19 to FY27 is 15.7%.  
(Actual to Recommended)  
Change from FY19 to FY25 is 55.4%.  
(Actual to Actual)







# 01-124 La. Stadium & Exposition District

## Statewide and Agency-Specific Adjustments for FY27

State General Fund (Direct)	Interagency Transfers	Fees and Self-generated Revenues	Statutory Dedications	Federal Funds	Total	T.O.	Adjustment
\$0	\$0	\$105,342,035	\$21,016,000	\$0	\$126,358,035	0	FY26 Existing Operating Budget as of 12/1/25
\$0	\$0	(\$830,018)	\$0	\$0	(\$830,018)	0	Risk Management
\$0	\$0	(\$830,018)	\$0	\$0	(\$830,018)	0	Total Statewide Adjustments
\$0	\$0	\$3,073,048	\$41,500	\$0	\$3,114,548	0	Total Other Adjustments
\$0	\$0	\$107,585,065	\$21,057,500	\$0	\$128,642,565	0	Total FY27 Recommended Budget
\$0	\$0	\$2,243,030	\$41,500	\$0	\$2,284,530	0	Total Adjustments (Statewide and Agency-specific)

### Other Adjustments

State General Fund (Direct)	Interagency Transfers	Fees and Self-generated Revenues	Statutory Dedications	Federal Funds	Total	T.O.	Adjustment
\$0	\$0	\$3,073,048	\$0	\$0	\$3,073,048	0	Provides an increase in operating expenses for facilities operated by the Louisiana Stadium and Exposition District.
\$0	\$0	\$0	(\$298,500)	\$0	(\$298,500)	0	Adjusts Statutory Dedications out of the New Orleans Sports Franchise Assistance Fund based on the most recent Revenue Estimating Conference (REC) forecast.
\$0	\$0	\$0	\$340,000	\$0	\$340,000	0	Increases Statutory Dedications out of the Sports Facility Assistance Fund by \$100,000 and the New Orleans Sports Franchise Fund by \$240,000 for contractual obligations of the state to the Saints and Pelicans.
\$0	\$0	\$3,073,048	\$41,500	\$0	\$3,114,548	0	Total Other Adjustments

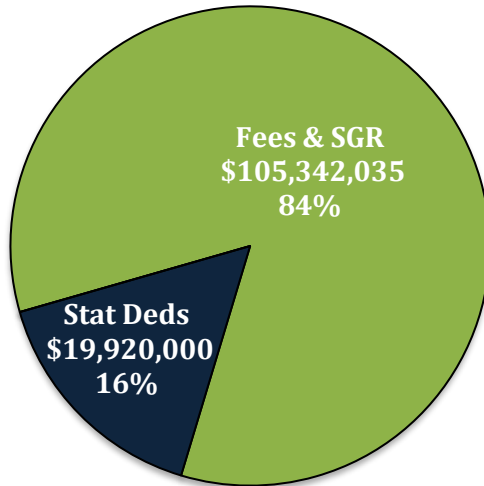


# FY27 Executive Department

## 01-124 Louisiana Stadium and Exposition District (LSED)

Total Funding	FY25 Actual	FY26 Enacted	FY26 EOB as of 12-1-25	FY27 Recommended	Difference FY26 EOB to FY27 Recommended
State General Fund	\$0	\$0	\$0	\$0	\$0
Interagency Transfers	\$0	\$0	\$0	\$0	\$0
Fees and Self-generated Revenues (Inclu. LSED License Plate Dedicated Account)	\$150,658,225	\$105,342,035	\$105,342,035	\$107,585,065	\$2,243,030
Statutory Dedications:					
<i>New Orleans Sports Franchise Fund</i>	\$4,144,544	\$2,766,000	\$2,766,000	\$2,467,500	(\$298,500)
<i>Sports Facility Assistance Fund</i>	\$6,150,000	\$6,250,000	\$6,250,000	\$6,350,000	\$100,000
<i>New Orleans Sports Franchise Assistance Fund</i>	\$11,811,412	\$12,000,000	\$12,000,000	\$12,240,000	\$240,000
Federal Funds	\$0	\$0	\$0	\$0	\$0
<b>LSED TOTAL</b>	<b>\$172,764,181</b>	<b>\$126,358,035</b>	<b>\$126,358,035</b>	<b>\$128,642,565</b>	<b>\$2,284,530</b>

### FY26 Recommended Total Means of Finance



Statutory Dedications	Amount
N.O. Sports Franchise Fund: <i>Dedication of a 1% hotel sales tax generated in Orleans Parish</i>	\$12.2 million
Sports Facility Assistance Fund: <i>State income tax from non-resident players</i>	\$6.4 million
N.O. Sports Franchise Assistance Fund: <i>Slots at the Fairgrounds Racetrack</i>	\$2.5 million
<b>Total Statutory Dedications</b>	<b>\$21.1 million</b>



# Categorical Expenditures

## Examples of Categories

**Departments expend funding in the five major categories listed below.**

### **Personal Services**

- Salaries – Regular, overtime, and termination pay for Classified and Unclassified personnel.
- Other Compensation – Wages, student labor, compensation for board members and/or board of trustees, evening instruction, university instructors, etc.
- Related Benefits – Retirement contributions, post-retirement contributions/benefits, FICA tax, Medicare tax, group insurance contributions, compensated absences, other related benefits, taxable fringe benefits, etc.

### **Total Operating Expenses**

- Travel – In-state and Out-of-state, including meal reimbursement.
- Operating Services – Advertising, printing, insurance, maintenance, rentals, data processing, internet costs, dues and subscriptions, mail delivery, telephones, data lines, vehicle tracking and telematics, utilities, depreciation, amortization, banking services, credit card fees, etc.
- Supplies – office supplies and equipment, computers, clothing and uniforms, medical, pharmaceutical, food, automotive, repair and maintenance, software, etc.

**Professional Services** – Accounting, auditing, management consulting, engineering, architectural, legal, medical and dental, veterinary, information technology, etc.

### **Total Other Charges**

- Other Charges – Aid to school boards, local government, etc.; public assistance; miscellaneous charges; judgments, fines, and penalties; interest on judgments; punitive/compensatory damages; OC personal services, operating expenses, professional services; contract attorney expenses; recoupments; furlough; contractual services; interest expense; claim payments; commercial group insurance; reinsurance; loans issued; disbursements; etc.
- Debt Service – Principal, interest, related charges, reserve requirement, amortization, and bond premiums.
- Interagency Transfer Line-Item Expenditure – Any expenses paid for with Interagency Transfers – from commodities and services to equipment.

### **Acquisitions and Major Repairs**

- Acquisitions – Land; buildings; automobiles; aircraft; accessories; equipment; software; hardware; farm and heavy equipment; boats; capital outlay expenditures; construction; etc.
- Major Repairs – Land improvement; buildings; automotive; grounds; boats; aircraft; movable equipment; farm equipment; medical; office; library; education; recreation; communication; other equipment; pollution remediation; etc.





# 01-124 LSED

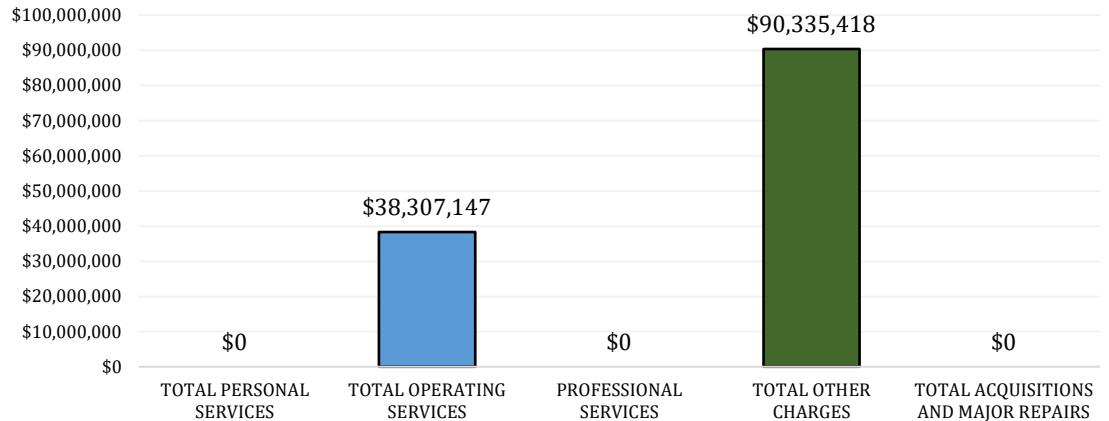
## Categorical Expenditures at FY27 Recommended

The largest expenditure category in LSED is Total Other Charges, which makes up 70 percent of total expenditures. These are the team entitlements, capital replacement and repair, management fees, and LSED administrative expenses.

Within this category, Debt Service contributes roughly 24 percent of the budget and is primarily for facility renovations that are secured by the hotel occupancy tax and event revenue. Interagency Transfer Expenses are for the Office of Risk Management.

Operating Services is about 30 percent of the budget and includes facility operating expenses.

### FY27 Recommended Expenditures

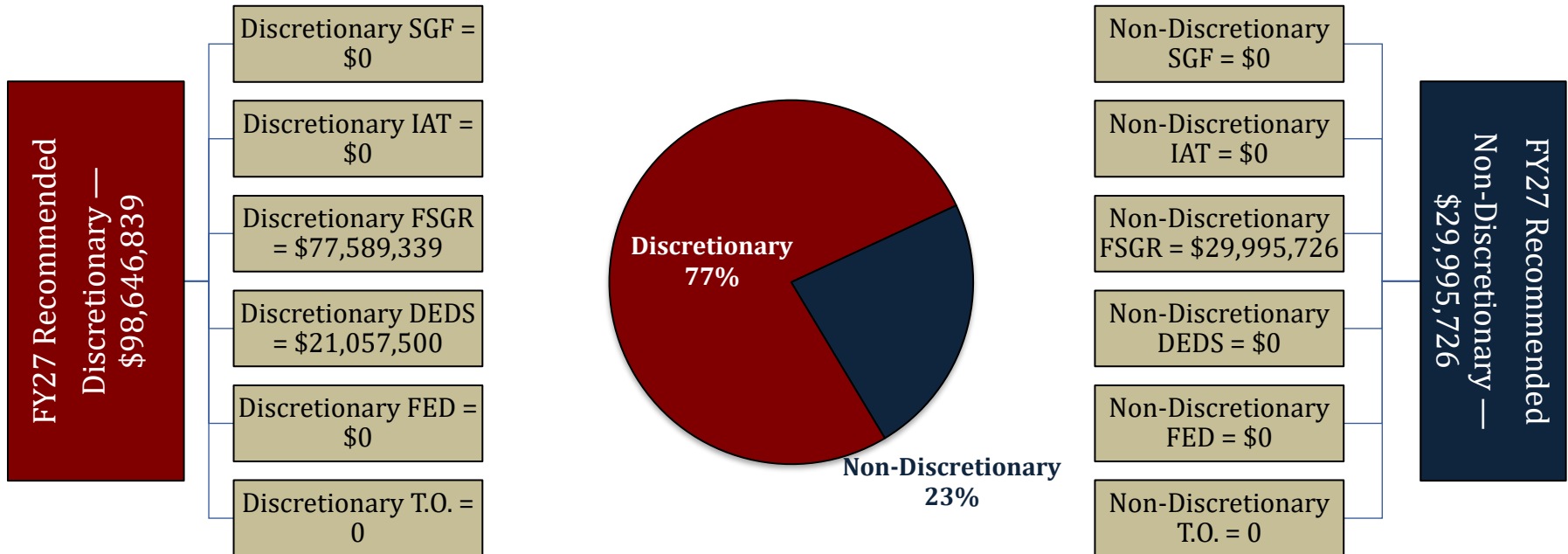


Categorical Expenditures	FY25 Actual	FY26 Enacted	FY26 EOB as of 12/01/25	FY27 Recommended	Difference FY26 EOB vs. FY27 REC
Salaries	\$0	\$0	\$0	\$0	\$0
Other Compensation	\$0	\$0	\$0	\$0	\$0
Related Benefits	\$0	\$0	\$0	\$0	\$0
<b>TOTAL PERSONAL SERVICES</b>	<b>\$0</b>	<b>\$0</b>	<b>\$0</b>	<b>\$0</b>	<b>\$0</b>
Travel	\$0	\$0	\$0	\$0	\$0
Operating Services	\$56,528,790	\$37,183,018	\$37,183,018	\$38,307,147	\$1,124,129
Supplies	\$0	\$0	\$0	\$0	\$0
<b>TOTAL OPERATING EXPENSES</b>	<b>\$56,528,790</b>	<b>\$37,183,018</b>	<b>\$37,183,018</b>	<b>\$38,307,147</b>	<b>\$1,124,129</b>
<b>PROFESSIONAL SERVICES</b>	<b>\$0</b>	<b>\$0</b>	<b>\$0</b>	<b>\$0</b>	<b>\$0</b>
Other Charges	\$78,356,159	\$52,991,975	\$52,991,975	\$54,396,251	\$1,404,276
Debt Service	\$29,135,783	\$29,995,726	\$29,995,726	\$30,581,869	\$586,143
Interagency Transfers	\$8,743,449	\$6,187,316	\$6,187,316	\$5,357,298	(\$830,018)
<b>TOTAL OTHER CHARGES</b>	<b>\$116,235,391</b>	<b>\$89,175,017</b>	<b>\$89,175,017</b>	<b>\$90,335,418</b>	<b>\$1,160,401</b>
Acquisitions	\$0	\$0	\$0	\$0	\$0
Major Repairs	\$0	\$0	\$0	\$0	\$0
<b>TOTAL ACQ. &amp; MAJOR REPAIRS</b>	<b>\$0</b>	<b>\$0</b>	<b>\$0</b>	<b>\$0</b>	<b>\$0</b>
<b>TOTAL EXPENDITURES</b>	<b>\$172,764,181</b>	<b>\$126,358,035</b>	<b>\$126,358,035</b>	<b>\$128,642,565</b>	<b>\$2,284,530</b>



# 01-124 LSED

## FY27 Discretionary/Non-Discretionary Comparison



Total Discretionary Funding by Office		
Executive Office	\$22,987,131	0.47%
Office of Indian Affairs	\$0	0.00%
Office of Inspector General	\$4,994,198	0.10%
Mental Health Advocacy Service	\$0	0.00%
LA Tax Commission	\$4,607,810	0.09%
Division of Administration	\$1,566,774,963	31.95%
Coastal Protection and Restoration Authority	\$142,810,046	2.91%
Department of Military Affairs	\$2,858,097,876	58.28%
Office of the State Public Defender	\$48,570,384	0.99%
Louisiana Stadium and Exposition District	\$98,646,839	2.01%
Louisiana Commission on Law Enforcement	\$55,195,206	1.13%
Governor's Office of Elderly Affairs	\$70,806,595	1.44%
Louisiana State Racing Commission	\$17,277,796	0.35%
Office of Financial Institutions	\$13,069,094	0.27%
<b>Total Discretionary</b>	<b>\$4,903,837,938</b>	<b>100.00%</b>

Total Non-Discretionary Funding by Type		
Debt Service related to outstanding bonds	\$ 29,995,726	100%
<b>Total Non-Discretionary</b>	<b>\$ 29,995,726</b>	<b>100%</b>



# 01-124 Louisiana Stadium and Exposition District

## LSED Board and Related Employment Information for ASM Global



### LSED Board Members

Robert Vosbein, Jr., *Chairman*  
Daniel Becnel  
Matt Bowers  
John Condos  
Tommy Cvitanovich  
Cedric Richmond  
Digger Earles

- The LSED is a political subdivision of the state.
- It has ownership of and jurisdictional authority over the facilities shown in this presentation.
- The LSED provides oversight concerning these facilities through the seven-person board listed above, who are appointed by the governor.
- The members of the board have no set term length and serve at the determination of the governor.

ASM Global is the private company responsible for event planning and venue management in LSED facilities. The company has a portfolio of over 300 stadiums, arenas, convention centers, theaters, and other establishments around the world.

The chart below shows demographic information on ASM's employees in New Orleans.

*\*Note: the LSED budget itself does not have any Authorized T.O. positions.*

Department Demographics	Total	%
<b>Gender</b>		
Female	1,401	44%
Male	1,755	56%
<b>Race/Ethnicity</b>		
White	826	26%
Black	2,217	70%
Asian	26	1%
Hispanic	69	2%
American Indian	5	0%
Two or More Races	13	0%
Declined to Answer	0	0%
<b>TOTAL</b>	<b>3,156</b>	<b>100%</b>



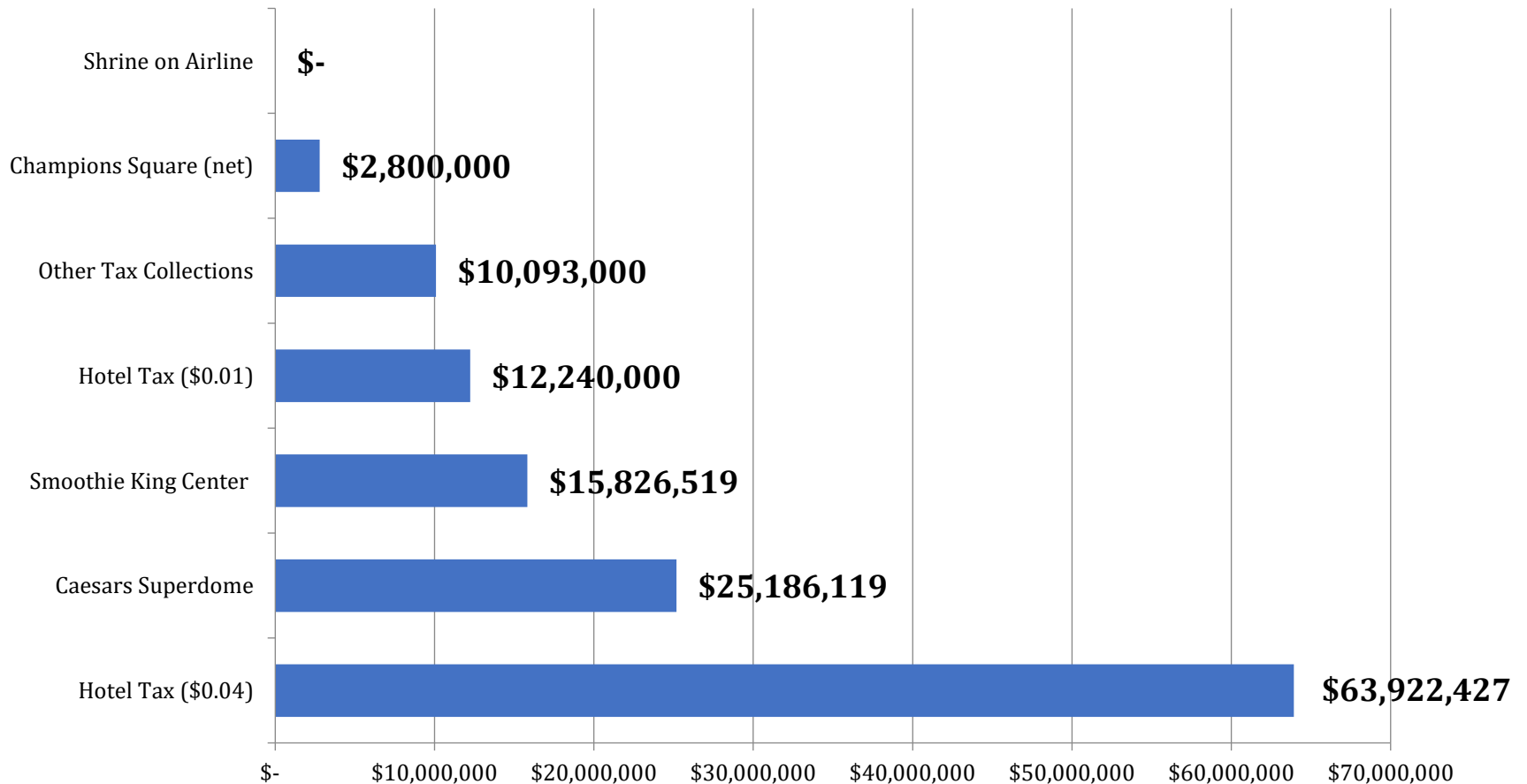


# 01-124 Louisiana Stadium and Exposition District

## Expenditure and Revenue Data

### LSED Operating Budget: FY 2027

Sources of Revenue = \$130,068,065



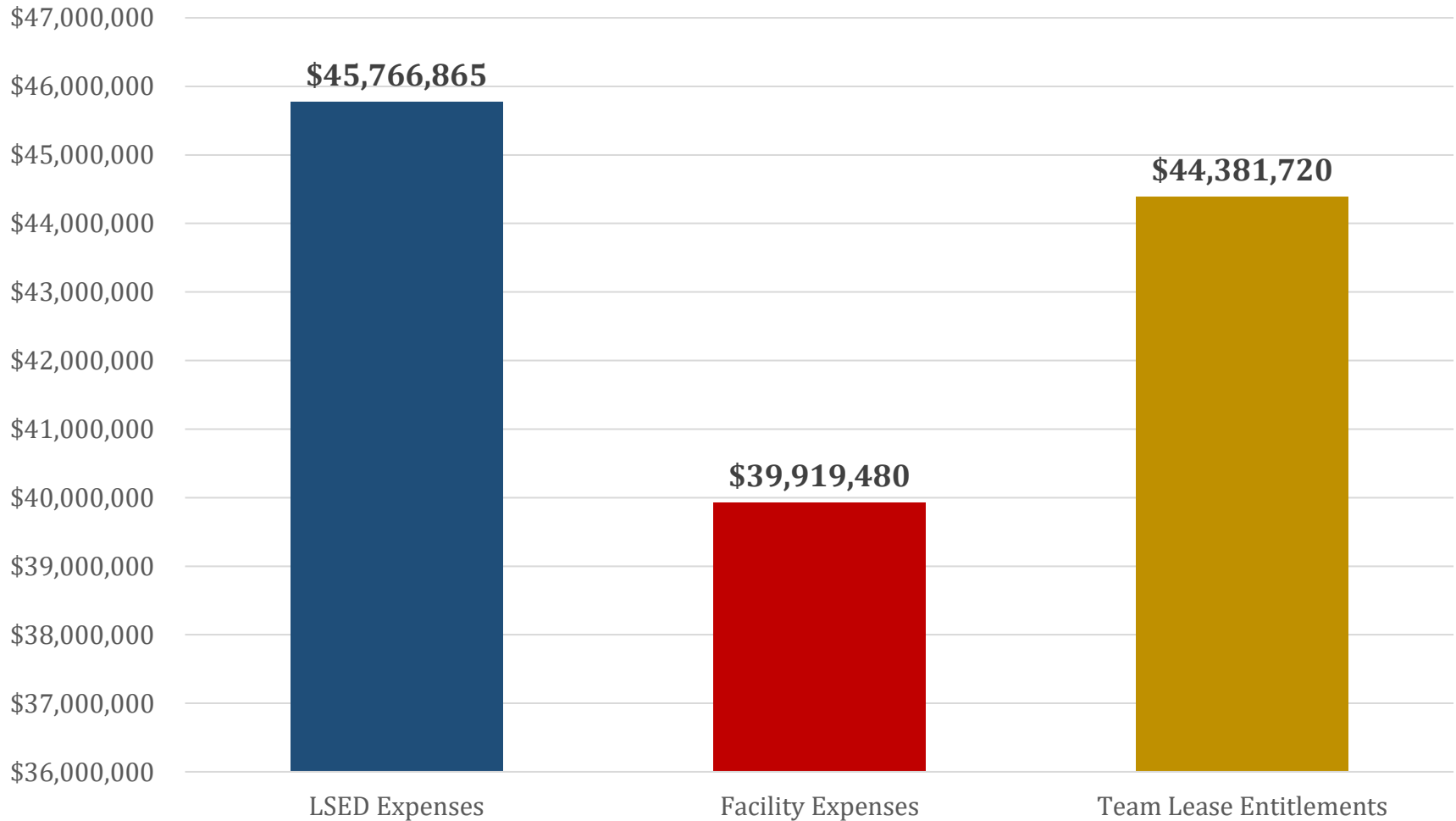
Source: LSED



# 01-124 Louisiana Stadium and Exposition District

## Expenditure and Revenue Data

**LSED Operating Budget: FY27**  
Allocation of Expenses = \$130,068,065



Source: LSED

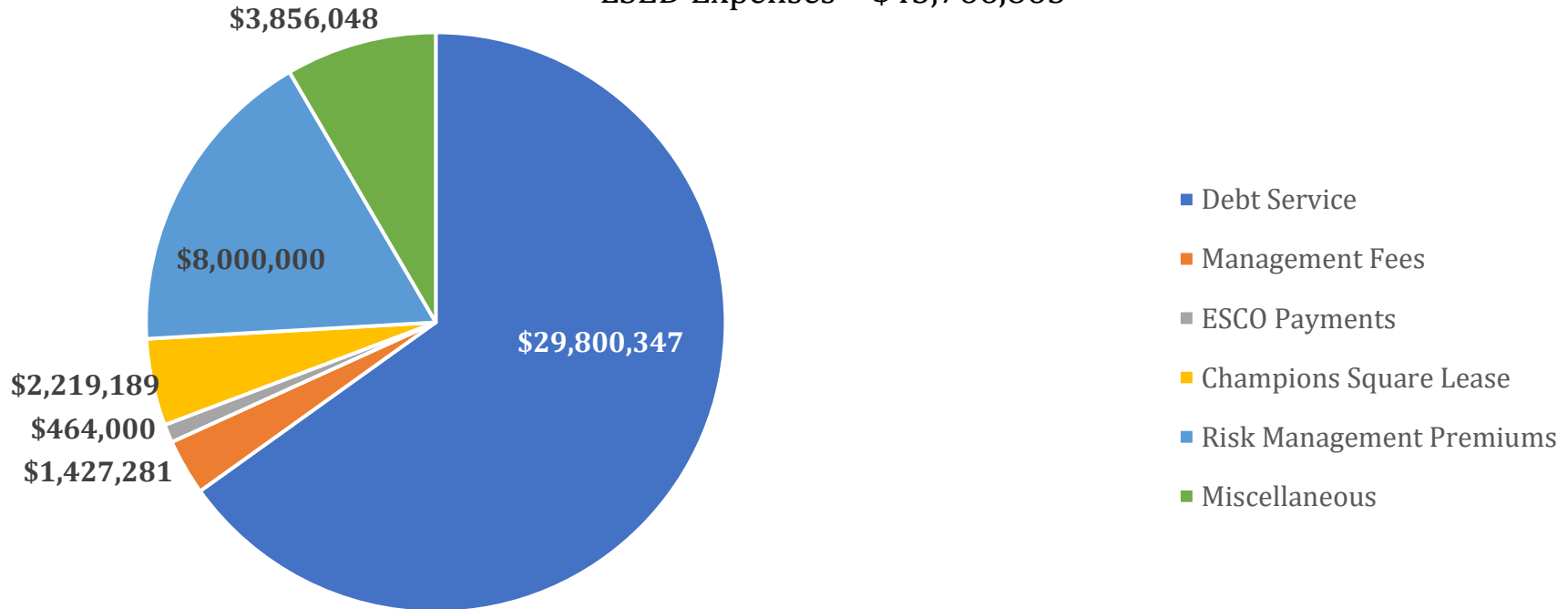


# 01-124 Louisiana Stadium and Exposition District

## Expenditure and Revenue Data

### LSED Operating Budget: FY 2026

LSED Expenses = \$45,766,865



ESCO refers to Energy Services Contracts with Siemens and Johnson Controls. These companies make capital investments, and the LSED recoups costs through savings in 1) energy consumption, 2) maintenance costs and 3) future capital investment. The ESCO expense is an amortized lease payment.

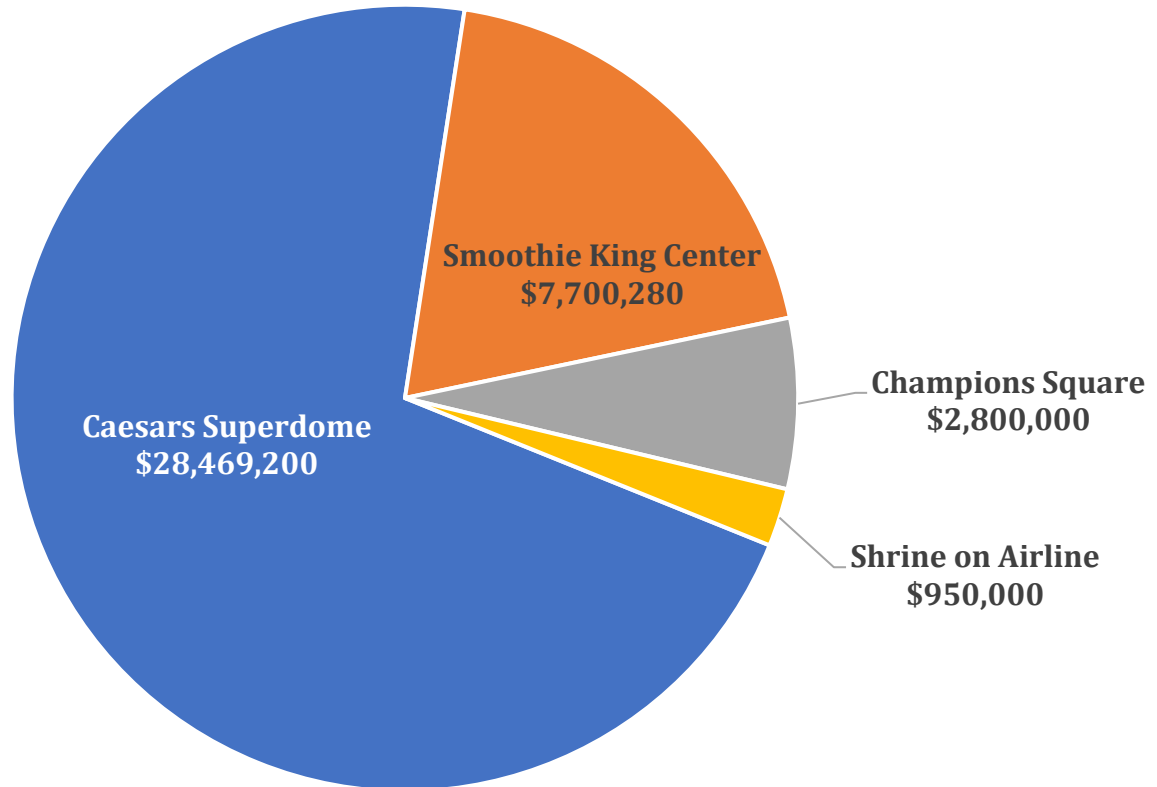




# 01-124 Louisiana Stadium and Exposition District

## Expenditure and Revenue Data

LSED Operating Budget: FY 2027  
Facility Expenses = \$39,919,480

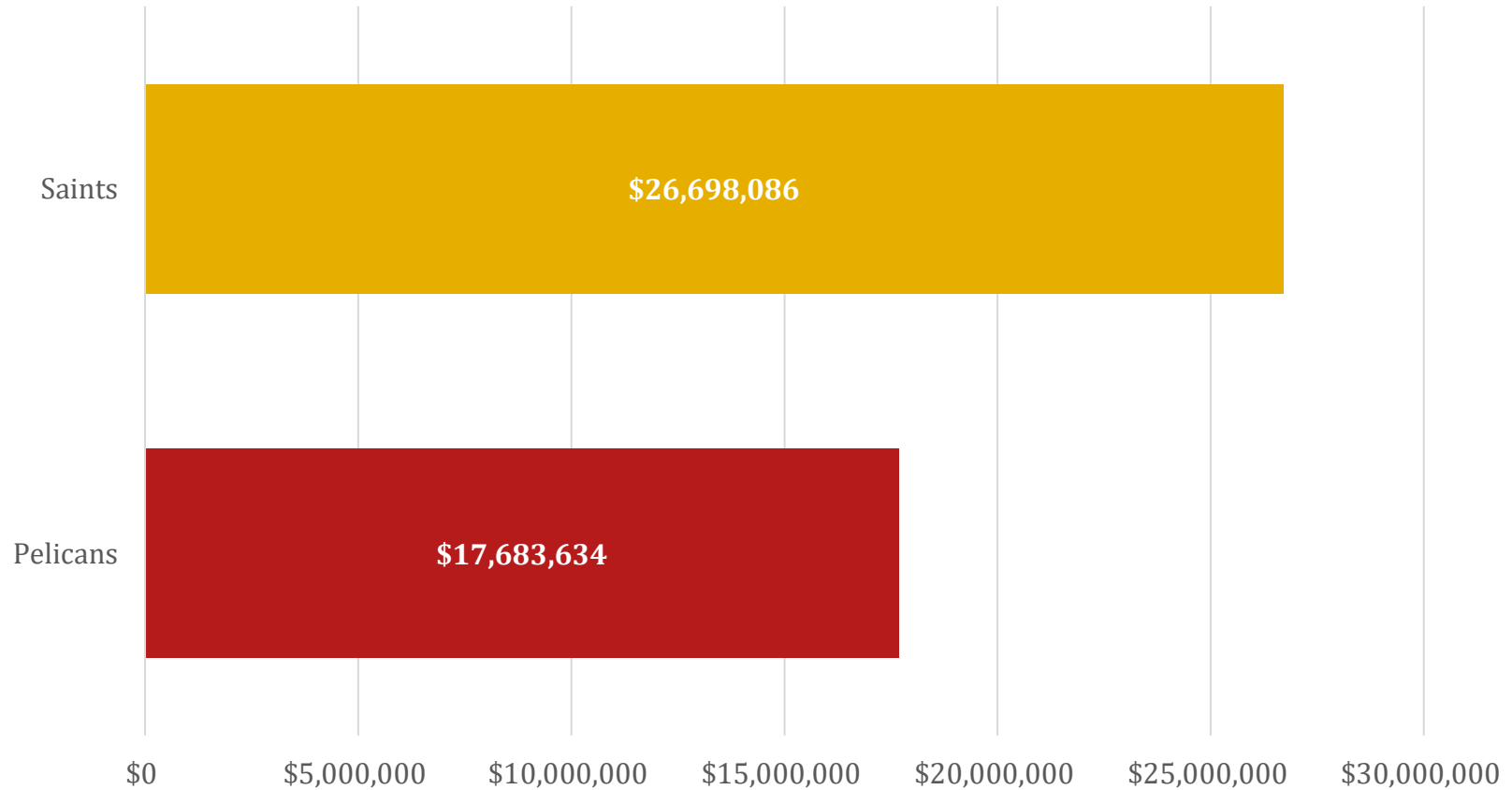




# 01-124 Louisiana Stadium and Exposition District

## Expenditure and Revenue Data

LSED Operating Budget: FY 2027  
Lease Entitlements = \$44,381,720



Expenses include: team entitlements, player tax allocation, and game day expenses